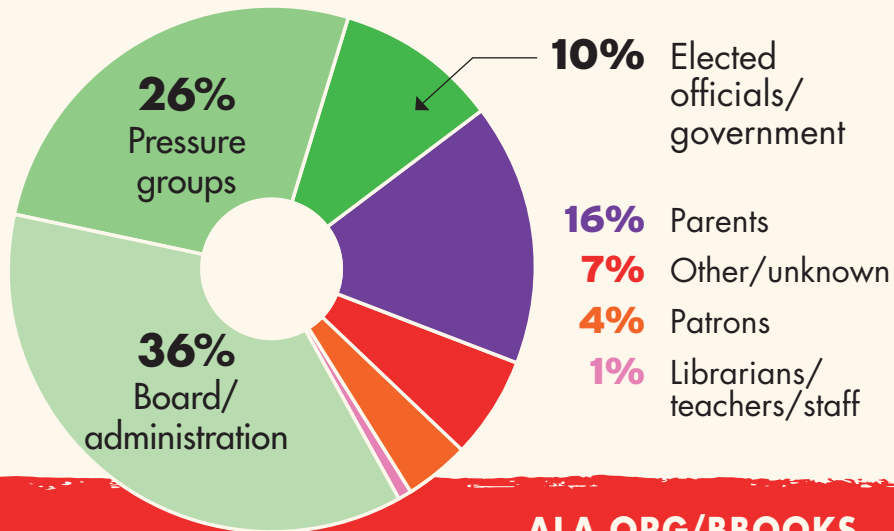


CENSORSHIP BY THE NUMBERS



WHO CHALLENGES BOOKS?



Nearly **72% of censorship attempts** in 2024 were initiated by pressure groups and decision makers who have been swayed by them.

Statistics based on 5,813 book challenges.

CENSORSHIP BY THE NUMBERS



WHERE DO CHALLENGES TAKE PLACE?

Multi-title challenges at schools remained alarmingly expansive in 2024. The trend of attempting to censor materials and services available to entire communities through their public library continued.



55%

Public libraries



38%

School libraries



5%

Schools



2%

Higher education/other

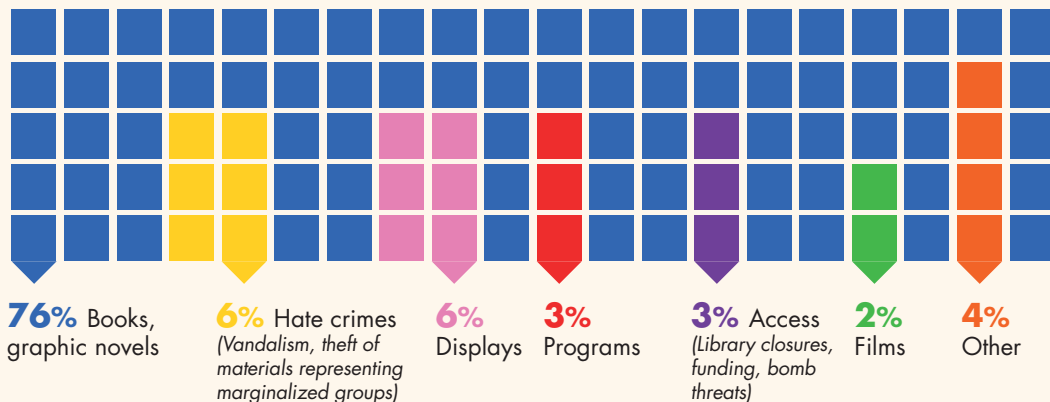
Statistics based on 804 cases with known locations.

CENSORSHIP BY THE NUMBERS



BOOKS AND BEYOND

ALA's Office for Intellectual Freedom tracked **821 censorship attempts** in 2024. Here's the breakdown:

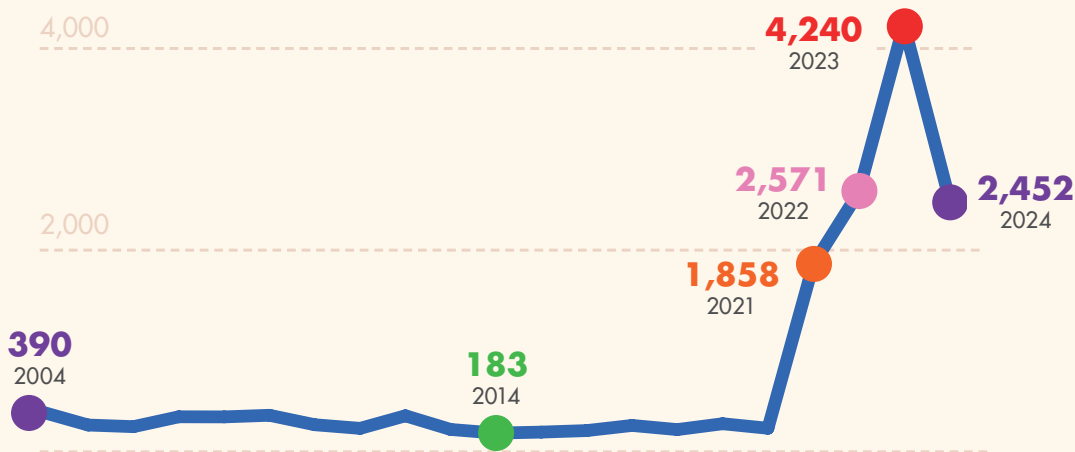


CENSORSHIP BY THE NUMBERS



NUMBER OF UNIQUE TITLES CHALLENGED BY YEAR

Various factors contributed to the decline in reported censorship attempts in 2024, including legislative pressure, intimidation of library workers, fatigue, and attrition.



CENSORSHIP BY THE NUMBERS



PERCENTAGE OF TOTAL TITLES TARGETED BY PRESSURE GROUPS AND DECISION MAKERS, 2001–2024

Pressure groups and the decision makers they influenced targeted 4,190 total titles in 2024. From 2001–2020, this constituency attempted to remove an average of 46 titles per year.

